



Entrepreneurs Registration and Incentives Management System (ERIMS)

Mumbai Tenancy & Agricultural Land Act (MTAL) User Manual



ERIMS User Manual	 ROLTA
<i>MTAL User Manual</i>	

Table of Contents

1	MTAL	3
1.1	Step 1-2 General Detail Page for New MTAL Permission	5
1.2	Step 2-2 General Detail Page for Amendment of MTAL Permission	8
1.3	Step 2 MTAL Land Detail Page	11
1.4	Step 3 MTAL Upload 7/12 Page	12
1.5	Step 4 MTAL Product Detail Page	13
1.6	Step 4 MTAL Raw Material Detail Page	14
1.7	Step 5 MTAL Supporting Document	15
1.8	Step 6 MTAL Review Page	18

Table of Figure

Figure 1	MTAL Apply Online Page	4
Figure 2	MTAL New Application Screen	6
Figure 3	MTAL Application Amendment Screen	9
Figure 4	MTAL Land Details Page	11
Figure 5	MTAL Upload 7/12 Page	12
Figure 6	MTAL Product Details Page	13
Figure 7	MTAL Raw Material Page	14
Figure 8	MTAL Supporting Document Page 1-2	15
Figure 9	MTAL Supporting Document Page 2-2	16
Figure 10	MTAL Review Page	18
Figure 11	MTAL Permission Order (1-7)	19
Figure 12	MTAL Permission Order (2-7)	20
Figure 13	MTAL Permission Order (3-7)	21
Figure 14	MTAL Permission Order (4-7)	22
Figure 15	MTAL Permission Order (5-7)	23
Figure 16	MTAL Permission Order (6-7)	24
Figure 17	MTAL Permission Order (7-7)	25

ERIMS User Manual	
MTAL User Manual	

1 MTAL

A. Prerequisites for MTAL

Purpose: The purpose of this service is to grant permission to MSME/ LSI/ Mega & Ultra Mega units under Mumbai Tenancy & Agriculture Land Act (MTAL) to purchase agriculture land above 10 Hectares for bonafide industrial use.

Pre-requisites:


1. User must create Login on Dol website.
2. User must create Enterprise Profile.
3. User must create Unit Profile.

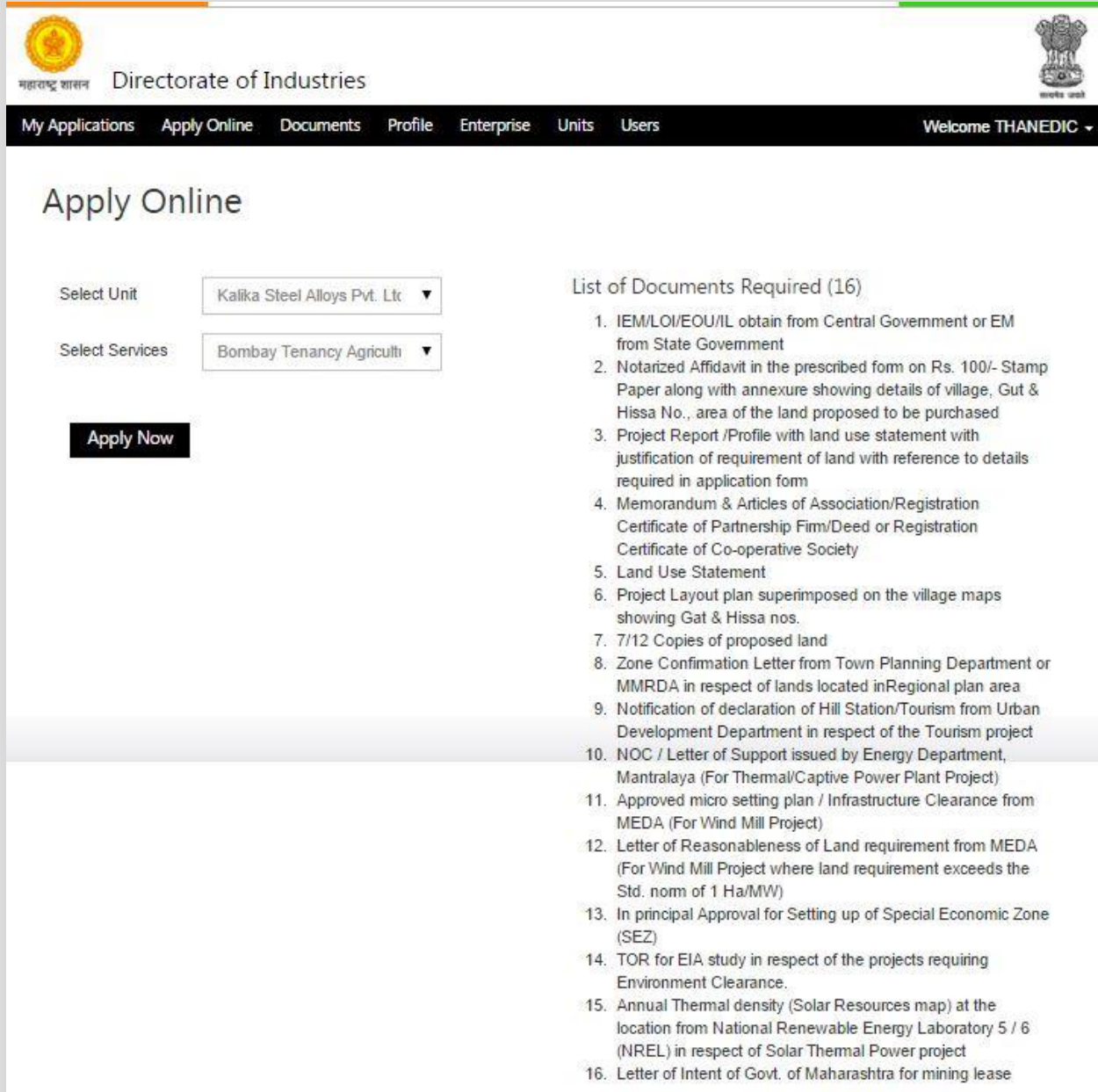
Login as: Enterprise User / Unit User

Menu: Apply Online > Select Unit > Select Service (MTAL)

B. Broad Steps for permission under MTAL

- Select Apply online from Dashboard Menu.
- Select Unit for which MTAL needs to be applied.
- Select MTAL Service from dropdown menu.
- Check the required documents displayed at right side and Click "Apply now".

ERIMS User Manual	
MTAL User Manual	



The screenshot shows the 'Apply Online' page of the Directorate of Industries. The page header includes the Maharashtra State Emblem and the text 'महाराष्ट्र शासन Directorate of Industries'. A navigation menu contains 'My Applications', 'Apply Online', 'Documents', 'Profile', 'Enterprise', 'Units', 'Users', and 'Welcome THANEDIC'. The main content area is titled 'Apply Online' and features two dropdown menus: 'Select Unit' (set to 'Kalika Steel Alloys Pvt. Ltr') and 'Select Services' (set to 'Bombay Tenancy Agricult'). An 'Apply Now' button is positioned below these menus. To the right, a section titled 'List of Documents Required (16)' provides a numbered list of 16 items, including government approvals, affidavits, project reports, and various certificates and clearances.

Select Unit: Kalika Steel Alloys Pvt. Ltr

Select Services: Bombay Tenancy Agricult


Apply Now

List of Documents Required (16)


1. IEM/LOI/EOU/IL obtain from Central Government or EM from State Government
2. Notarized Affidavit in the prescribed form on Rs. 100/- Stamp Paper along with annexure showing details of village, Gut & Hissa No., area of the land proposed to be purchased
3. Project Report /Profile with land use statement with justification of requirement of land with reference to details required in application form
4. Memorandum & Articles of Association/Registration Certificate of Partnership Firm/Deed or Registration Certificate of Co-operative Society
5. Land Use Statement
6. Project Layout plan superimposed on the village maps showing Gat & Hissa nos.
7. 7/12 Copies of proposed land
8. Zone Confirmation Letter from Town Planning Department or MMRDA in respect of lands located in Regional plan area
9. Notification of declaration of Hill Station/Tourism from Urban Development Department in respect of the Tourism project
10. NOC / Letter of Support issued by Energy Department, Mantralaya (For Thermal/Captive Power Plant Project)
11. Approved micro setting plan / Infrastructure Clearance from MEDA (For Wind Mill Project)
12. Letter of Reasonableness of Land requirement from MEDA (For Wind Mill Project where land requirement exceeds the Std. nom of 1 Ha/MW)
13. In principal Approval for Setting up of Special Economic Zone (SEZ)
14. TOR for EIA study in respect of the projects requiring Environment Clearance.
15. Annual Thermal density (Solar Resources map) at the location from National Renewable Energy Laboratory 5 / 6 (NREL) in respect of Solar Thermal Power project
16. Letter of Intent of Govt. of Maharashtra for mining lease

Figure 1 MTAL Apply Online Page

1.1 Step 1-2 General Detail Page for New MTAL Permission



महाराष्ट्र शासन Directorate of Industries



My Applications Apply Online Documents Profile Enterprise Units Users
Welcome THANEDIC ▾

Land Permission under BTAL Act

1
2
3
4
5
6

General Details
Land Details
Upload 7/12
Product Details
Raw Material Details
Supporting Documents

General Details

All fields are mandatory unless specified

Licence Details

New Unit

Licence Name	Issued By	Licence Number	Licence Issued Date
<input type="text" value="IEM Part A"/>	<input type="text" value="SIA/IMO"/>	<input type="text" value="27-021-12-07938"/>	<input type="text" value="20/03/2015"/>
Constitution Type	Document Name	Registration Date	<input type="button" value="View"/>
<input type="text" value="Proprietary"/>	<input type="text" value="124552"/>	<input type="text" value="01/09/2015"/>	

Details of Project

Bonafide Activity	Project	Project Profile Document	
<input type="text" value="Manufacturing"/>	<input type="text" value="Solar Power"/>	<input type="button" value="Upload"/>	<input type="button" value="View"/>
Other Project Description			
<input type="text"/>			

Existing Investment (Rs. in lakhs)	
Plant and Machinery	7500
Building and Construction	1500
Cost of Land	1000
Total Amount	10000

Existing Employment	
Number of Supervisors	0
Number of Skilled workers	0
Number of Unskilled workers	311
Total Employment	311

Financial Arrangements (Rs. in lakhs)			
Own	Bank/FI	Other	Total Amount
12	1200		1212

Power Required for this Project	
Unit	Quantity
MW	122


Next

Figure 2 MTAL New Application Screen


ERIMS User Manual	
<i>MTAL User Manual</i>	

1. License and constitution details are auto populated from the system, if there are any changes required in data, user needs to update the same from enterprise profile.
2. To view more details of constitution, user can click on “View” button.
3. User needs to select appropriate Bonafide Activity and Project Description from dropdown menu provided in the system, if suitable value is not present in Project dropdown, user can type the same in “Other Project Description” Field.
4. After entering above mentioned details, user needs to upload Project Report in PDF format by clicking on “Upload” button.
5. To view uploaded project report, user can click on “View” button.
6. Existing Investment & Existing Employment details are auto populated from system, user needs to verify the same. If there are any changes required in the data, user can update the same from unit profile.
7. User needs to provide Financial Arrangements data (Own, Bank/FI and Other), Total value will be auto calculated by the system.
8. In Power Requirement field, Unit value is available in dropdown menu and user needs to enter value in Quantity field.
9. After providing all above required details, user needs to click on “Next” button to go to the next page.

1.2 Step 2-2 General Detail Page for Amendment of MTAL Permission



महाराष्ट्र शासन Directorate of Industries



My Applications Apply Online Documents Profile Enterprise Units Users
Welcome THANEDIC ▾

Land Permission under BTAL Act

1
2
3
4
5
6

General Details
Land Details
Upload 7/12
Product Details
Raw Material Details
Supporting Documents

General Details

All fields are mandatory unless specified

Licence Details

● Amendment

Licence Name <input type="text" value="IEM Part A"/>	Issued By <input type="text" value="SIA/IMO"/>	Licence Number <input type="text" value="658/SIA/IMO/2013"/>	Licence Issued Date <input type="text" value="07/07/2014"/>
Constitution Type <input type="text" value="Pvt. Ltd. Company"/>	Document Name <input type="text" value="U52100MH2011PTC22182"/>	Registration Date <input type="text" value="10/09/2011"/>	<input type="button" value="View"/>

Details of Project

Bonafide Activity <input type="text" value="Manufacturing"/>	Project <input type="text" value="Thermal Power"/>	Project Profile Document
		<input type="button" value="Upload"/> <input type="button" value="View"/>

Other Project Description

Existing Investment (Rs. in lakhs)	
Plant and Machinery	7500
Building and Construction	1500
Cost of Land	1000
Total Amount	10000

Existing Employment	
Number of Supervisors	0
Number of Skilled workers	0
Number of Unskilled workers	311
Total Employment	311

Financial Arrangements (Rs. in lakhs)			
Own	Bank/FI	Other	Total Amount
12	1200		1212

Power Required for this Project	
Unit	Quantity
MW	122

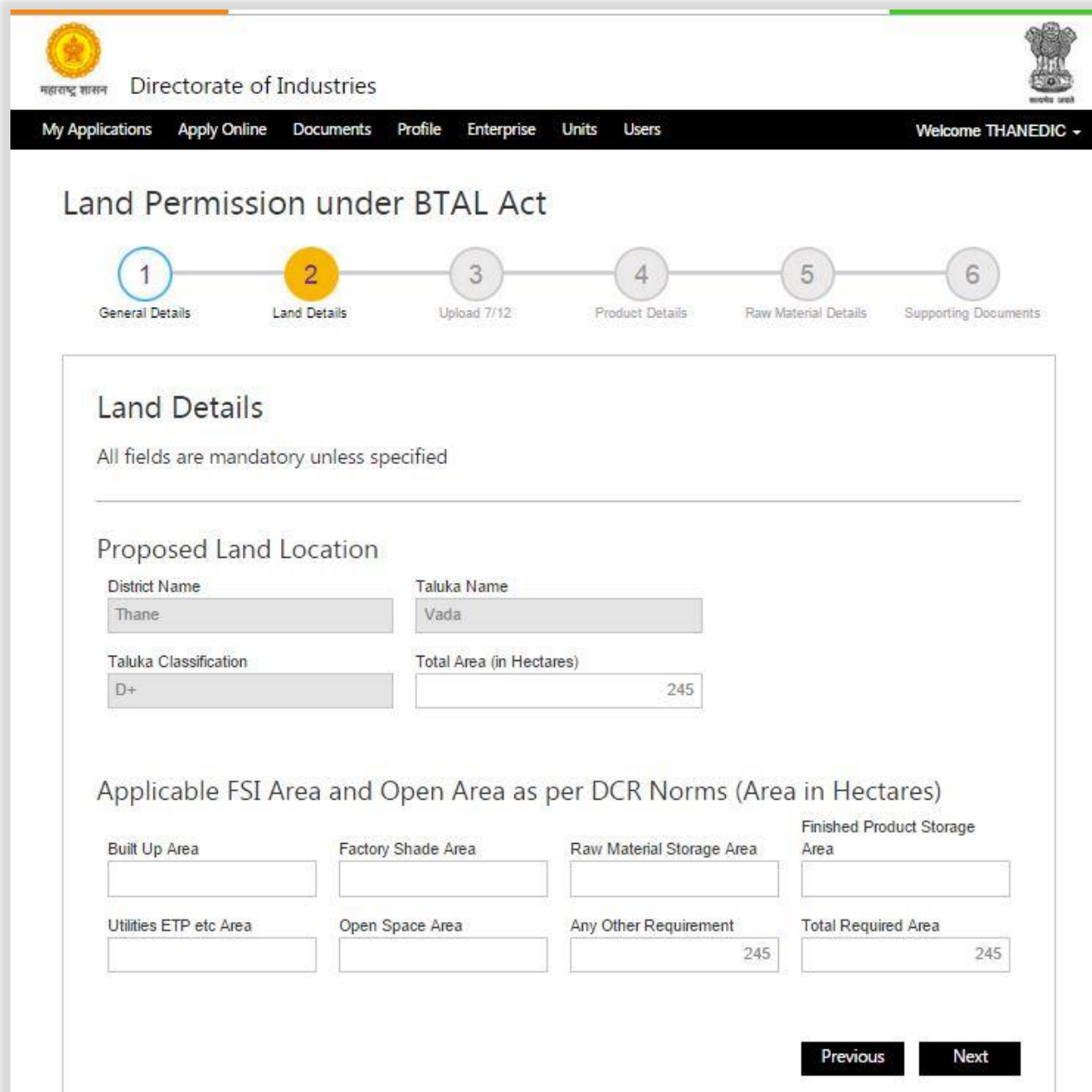
Next

Figure 3 MTAL Application Amendment Screen

ERIMS User Manual	
<i>MTAL User Manual</i>	

1. License and constitution details are auto populated from system, if there are any changes required in data, user needs to update the same from enterprise profile.
2. To view more details of constitution user can click on “View” button.
3. User needs to select appropriate Bonafide Activity and Project Description from Dropdown provided in system, if suitable value is not present in Project dropdown, user can type the same in “Other Project Description” Field.
4. After entering above mentioned details, user needs to upload Project report in PDF format by clicking on “Upload” button.
5. To view uploaded project report, user can click on “View” button.
6. Existing Investment & Existing Employment details are auto populated from system, user needs to verify the same. If there are any changes required in data, user can update the same from unit profile.
7. User can update Financial Arrangements data populated from previous permission (Own, Bank/FI and Other), Total value will be auto calculated by system.
8. In Power Requirement field, Unit & Quantity value is auto populated previous permission, user can update these values.
9. After providing above details, user needs to click on “Next” button to go to the next page.

1.3 Step 2 MTAL Land Detail Page



Land Permission under BTAL Act

1 General Details 2 **Land Details** 3 Upload 7/12 4 Product Details 5 Raw Material Details 6 Supporting Documents

Land Details

All fields are mandatory unless specified


Proposed Land Location

District Name <input type="text" value="Thane"/>	Taluka Name <input type="text" value="Vada"/>
Taluka Classification <input type="text" value="D+"/>	Total Area (in Hectares) <input type="text" value="245"/>

Applicable FSI Area and Open Area as per DCR Norms (Area in Hectares)

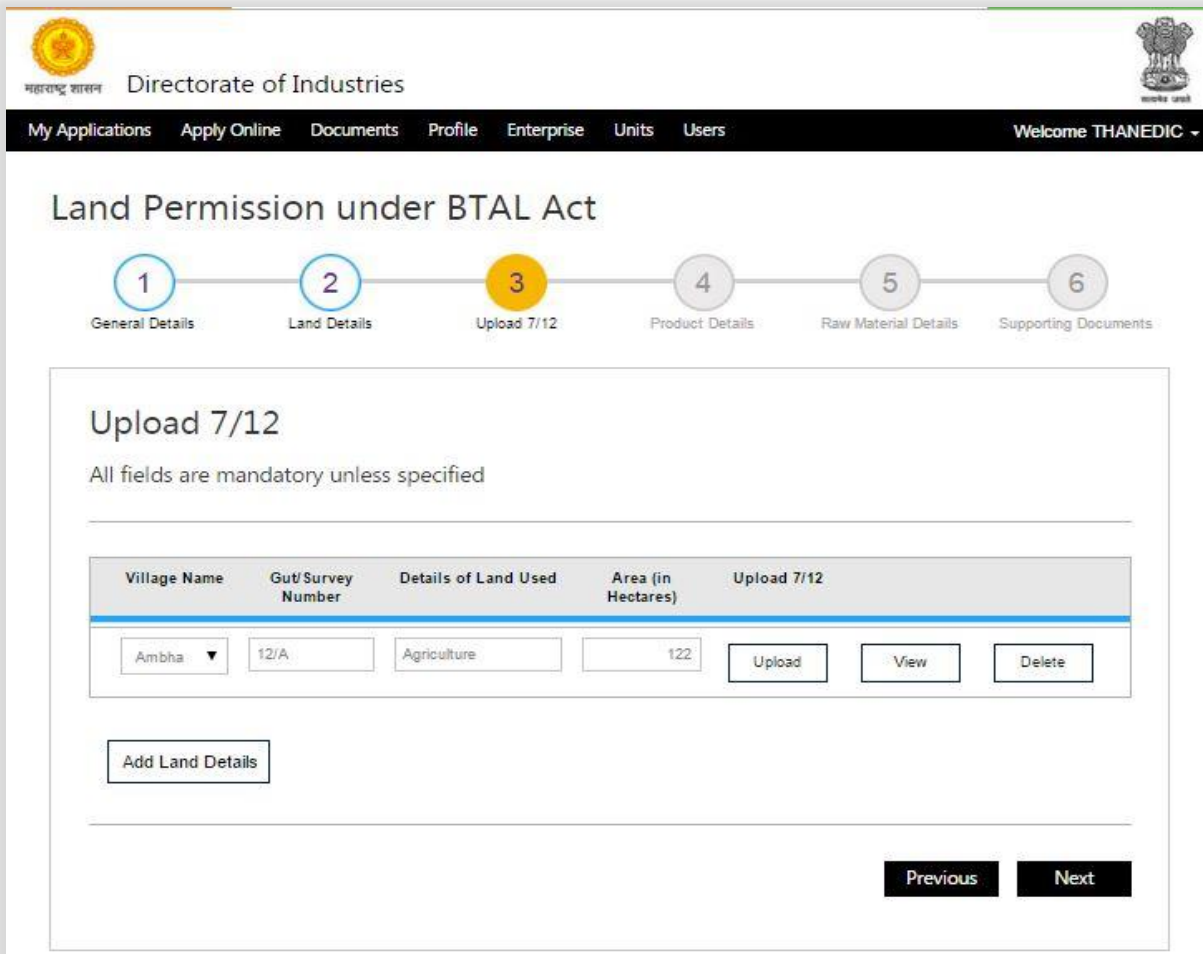
Built Up Area <input type="text"/>	Factory Shade Area <input type="text"/>	Raw Material Storage Area <input type="text"/>	Finished Product Storage Area <input type="text"/>
Utilities ETP etc Area <input type="text"/>	Open Space Area <input type="text"/>	Any Other Requirement <input type="text" value="245"/>	Total Required Area <input type="text" value="245"/>



Figure 4 MTAL Land Details Page

ERIMS User Manual	
MTAL User Manual	

1. District Name, Taluka Name and Taluka Classifications are auto populated from system, user needs to enter value in total area fields.
2. In applicable FSI Area and Open Area as per DCR Norms menu, user needs to provide detailed bifurcation of Land Requirement.
3. After providing above required details, user needs to click on “Next” button to go to the next page.
4. To go back to previous page, user needs to click on “Previous” button.

1.4 Step 3 MTAL Upload 7/12 Page




 Directorate of Industries
 

[My Applications](#)
[Apply Online](#)
[Documents](#)
[Profile](#)
[Enterprise](#)
[Units](#)
[Users](#)
Welcome THANEDIC

Land Permission under BTAL Act

1 — 2 — 3 — 4 — 5 — 6
 General Details — Land Details — Upload 7/12 — Product Details — Raw Material Details — Supporting Documents

Upload 7/12

All fields are mandatory unless specified

Village Name	Gut/Survey Number	Details of Land Used	Area (in Hectares)	Upload 7/12
Ambha	12/A	Agriculture	122	<input type="button" value="Upload"/> <input type="button" value="View"/> <input type="button" value="Delete"/>

Figure 5 MTAL Upload 7/12 Page

ERIMS User Manual	
MTAL User Manual	

1. User needs to select Village Name from dropdown menu, Gut/Survey Number and Area value needs to provide.
2. After entering above mentioned details, user needs to upload 7/12 in PDF format by clicking on “Upload” button.
3. To view uploaded 7/12, user can click on “View” button.
4. To delete uploaded 7/12, user can click on “Delete” button.
5. To add multiple 7/12 details, user can click on “Add Land Details” button.
6. After providing above details, user needs to click on “Next” button to go to the next page.
7. To go back to previous page, user needs to click on “Previous” button.

1.5 Step 4 MTAL Product Detail Page

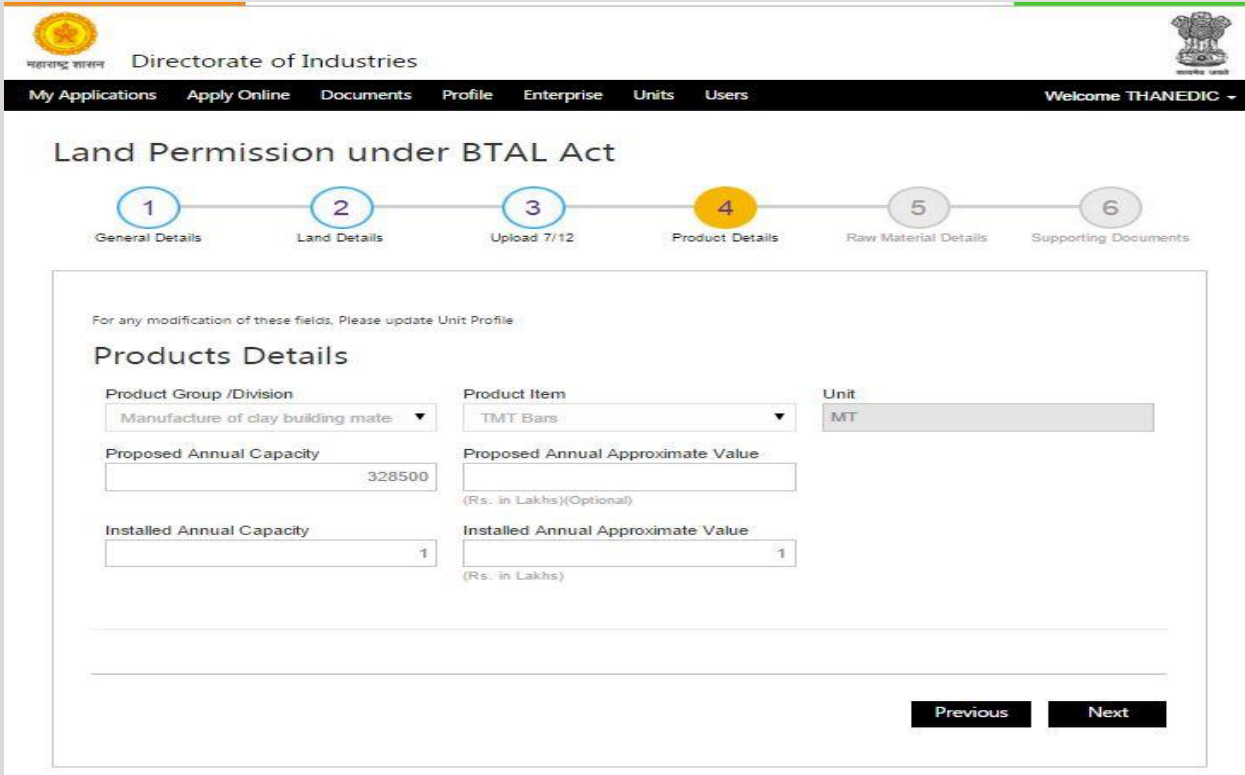

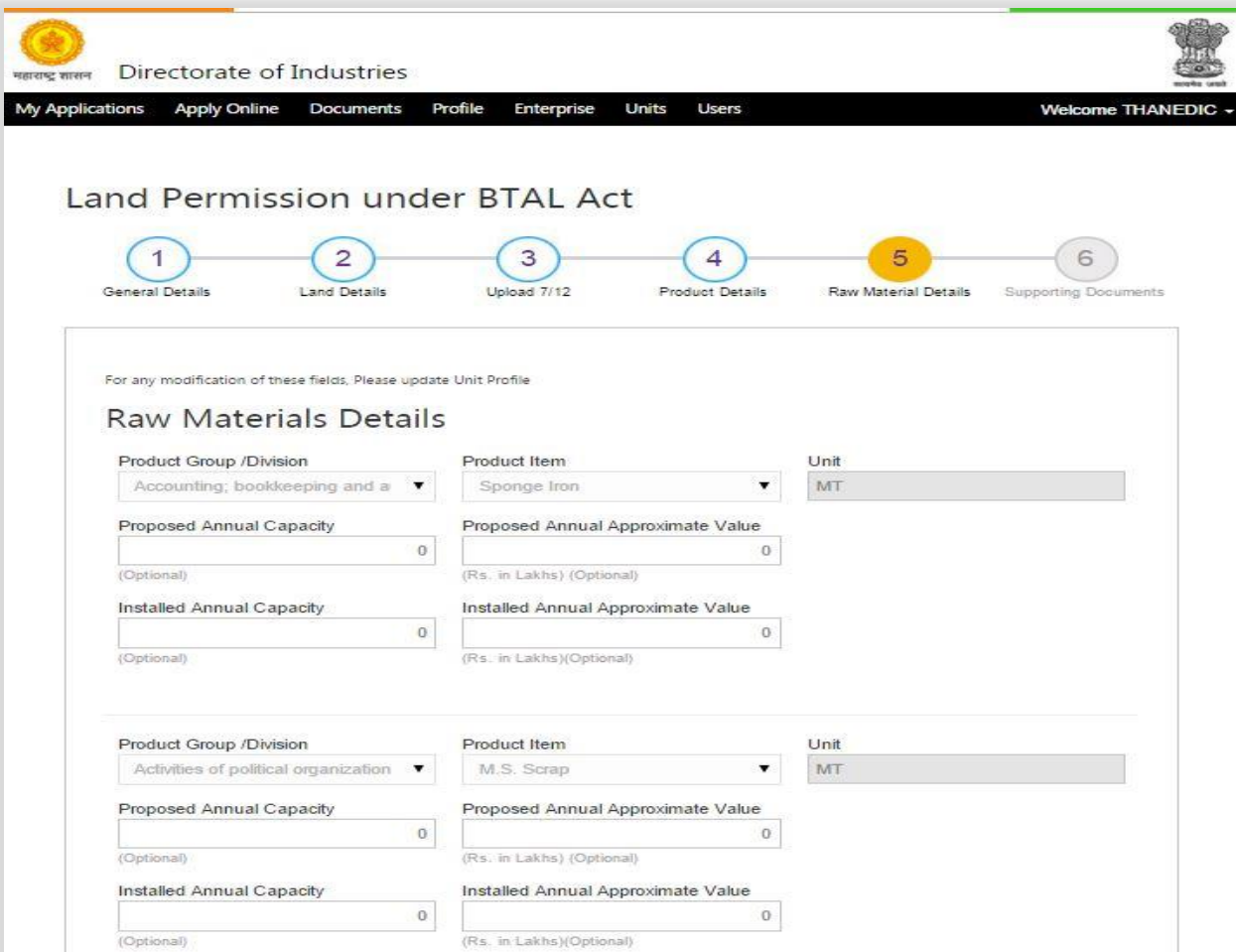


Figure 6 MTAL Product Details Page

ERIMS User Manual	
MTAL User Manual	

1. User needs to check product details populated from the system, if there are any changes required in data, user needs to update the same from unit profile.
2. After providing all above required details, user needs to click on “Next” button to go to the next page.
3. To go back to previous page, user needs to click on “Previous” button.

1.6 Step 4 MTAL Raw Material Detail Page



For any modification of these fields, Please update Unit Profile


Raw Materials Details

Product Group /Division Accounting; bookkeeping and a	Product Item Sponge Iron	Unit MT
Proposed Annual Capacity (Optional) 0	Proposed Annual Approximate Value (Rs. in Lakhs) (Optional) 0	
Installed Annual Capacity (Optional) 0	Installed Annual Approximate Value (Rs. in Lakhs)(Optional) 0	

Product Group /Division Activities of political organization	Product Item M.S. Scrap	Unit MT
Proposed Annual Capacity (Optional) 0	Proposed Annual Approximate Value (Rs. in Lakhs) (Optional) 0	
Installed Annual Capacity (Optional) 0	Installed Annual Approximate Value (Rs. in Lakhs)(Optional) 0	

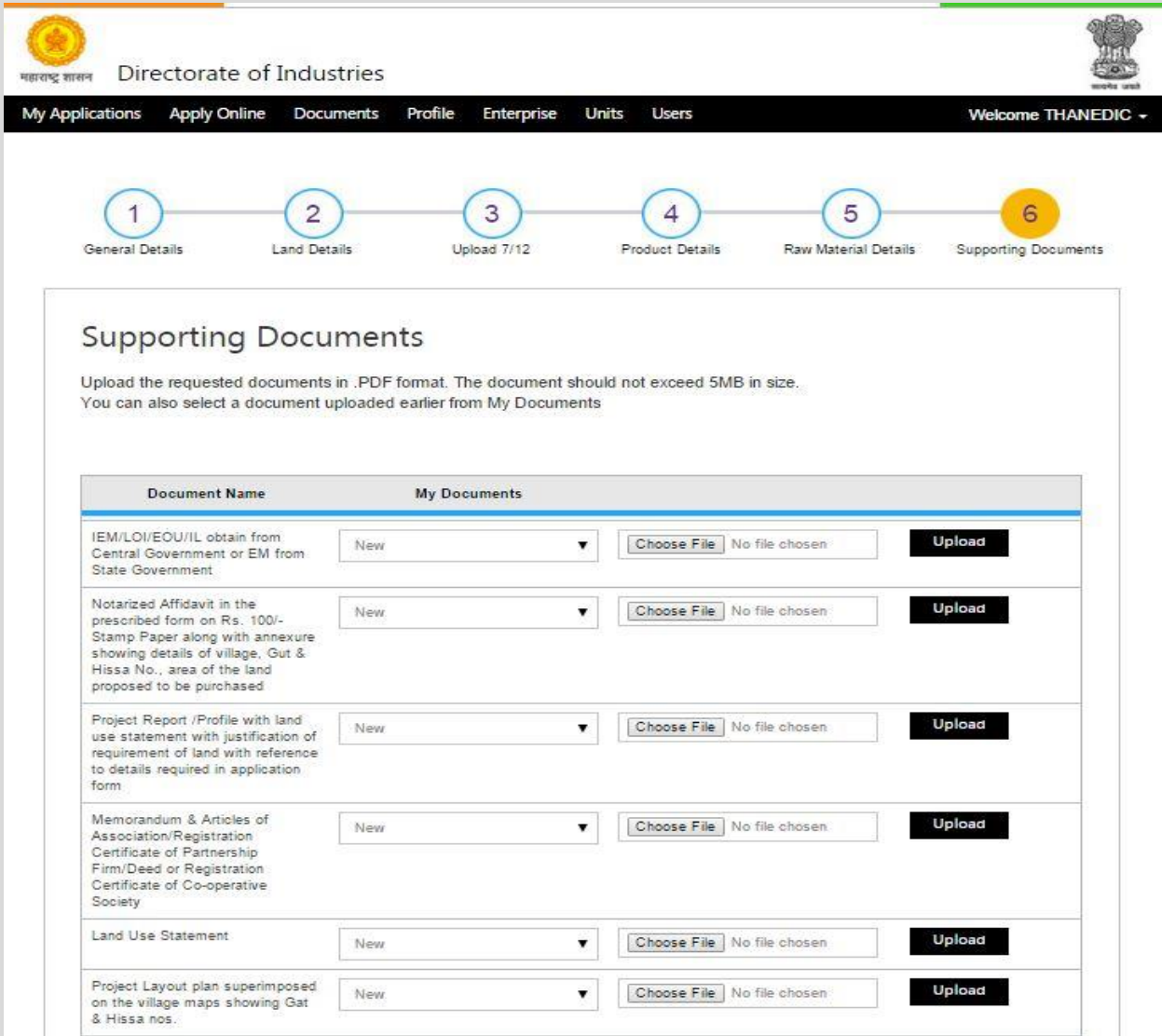
Figure 7 MTAL Raw Material Page



1. User needs to check system populated raw material details from unit profile if any value is wrongly populated then user needs to update it from Unit profile.

ERIMS User Manual	
MTAL User Manual	

2. After providing all above required details, user needs to click on “Next” button to go to the next page.
3. To go back to previous page, user needs to click on “Previous” button.

1.7 Step 5 MTAL Supporting Document




Directorate of Industries


[My Applications](#)
[Apply Online](#)
[Documents](#)
[Profile](#)
[Enterprise](#)
[Units](#)
[Users](#)
Welcome THANEDIC ▾

1
2
3
4
5
6

General Details Land Details Upload 7/12 Product Details Raw Material Details Supporting Documents

Supporting Documents

Upload the requested documents in .PDF format. The document should not exceed 5MB in size. You can also select a document uploaded earlier from My Documents

Document Name	My Documents		
IEM/LOI/EOU/IL obtain from Central Government or EM from State Government	<input type="text" value="New"/> ▾	<input type="button" value="Choose File"/> No file chosen	<input type="button" value="Upload"/>
Notarized Affidavit in the prescribed form on Rs. 100/- Stamp Paper along with annexure showing details of village, Gut & Hissa No., area of the land proposed to be purchased	<input type="text" value="New"/> ▾	<input type="button" value="Choose File"/> No file chosen	<input type="button" value="Upload"/>
Project Report /Profile with land use statement with justification of requirement of land with reference to details required in application form	<input type="text" value="New"/> ▾	<input type="button" value="Choose File"/> No file chosen	<input type="button" value="Upload"/>
Memorandum & Articles of Association/Registration Certificate of Partnership Firm/Deed or Registration Certificate of Co-operative Society	<input type="text" value="New"/> ▾	<input type="button" value="Choose File"/> No file chosen	<input type="button" value="Upload"/>
Land Use Statement	<input type="text" value="New"/> ▾	<input type="button" value="Choose File"/> No file chosen	<input type="button" value="Upload"/>
Project Layout plan superimposed on the village maps showing Gat & Hissa nos.	<input type="text" value="New"/> ▾	<input type="button" value="Choose File"/> No file chosen	<input type="button" value="Upload"/>


Figure 8 MTAL Supporting Document Page 1-2

7/12 Copies of proposed land	New	Choose File	No file chosen	Upload
Zone Confirmation Letter from Town Planning Department or MMRDA in respect of lands located in Regional plan area.	New	Choose File	No file chosen	Upload
Notification of declaration of Hill Station/Tourism from Urban Development Department in respect of the Tourism project	New	Choose File	No file chosen	Upload
NOC / Letter of Support issued by Energy Department, Mantralaya (For Thermal/Captive Power Plant Project)	New	Choose File	No file chosen	Upload
Approved micro setting plan / Infrastructure Clearance from MEDA (For Wind Mill Project)	New	Choose File	No file chosen	Upload
Letter of Reasonableness of Land requirement from MEDA (For Wind Mill Project where land requirement exceeds the Std. norm of 1 Ha/MW)	New	Choose File	No file chosen	Upload
In principal Approval for Setting up of Special Economic Zone (SEZ)	New	Choose File	No file chosen	Upload
TOR for EIA study in respect of the projects requiring Environment Clearance.	New	Choose File	No file chosen	Upload
Annual Thermal density (Solar Resources map) at the location from National Renewable Energy Laboratory 5 / 8 (NREL) in respect of Solar Thermal Power project	New	Choose File	No file chosen	Upload
Letter of Intent of Govt. of Maharashtra for mining lease	New	Choose File	No file chosen	Upload

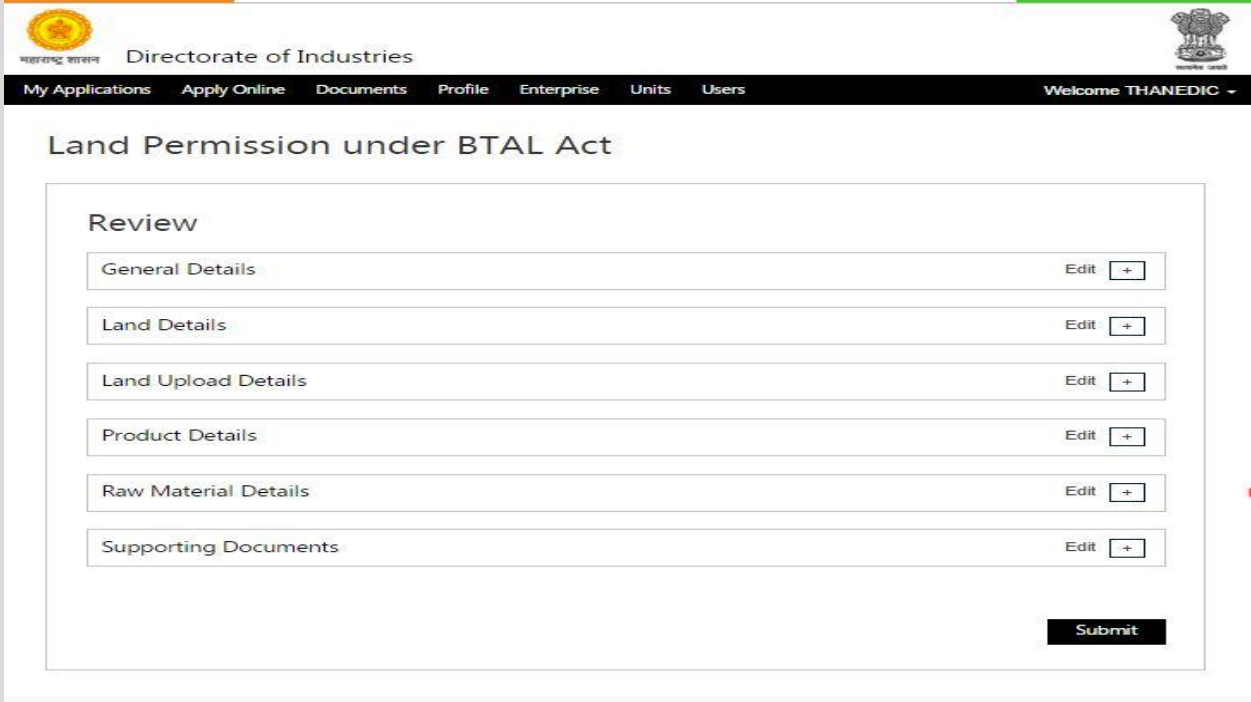
Previous Next

Figure 9 MTAL Supporting Document Page 2-2

1. In this step, user needs to upload required supporting document for the application.
2. User needs to select Document Name then click on “Choose File” button to select specific file from desktop or folder.
3. Once file is selected then user needs to click on Upload button. It will take some time to upload the document.
4. Only PDF document within 5 MB size limit is accepted by ERIMS Application.
5. Once all documents are uploaded successfully then user needs to click on next button.

ERIMS User Manual	
MTAL User Manual	

1.8 Step 6 MTAL Review Page



The screenshot shows the 'Land Permission under BTAL Act' review page. At the top, there is a header with the Directorate of Industries logo and name, and a navigation menu with options like 'My Applications', 'Apply Online', 'Documents', 'Profile', 'Enterprise', 'Units', and 'Users'. The main content area is titled 'Land Permission under BTAL Act' and contains a 'Review' section. This section lists six categories of details, each with an 'Edit' button and a '+' icon: General Details, Land Details, Land Upload Details, Product Details, Raw Material Details, and Supporting Documents. A 'Submit' button is positioned at the bottom right of the review section.

Figure 10 MTAL Review Page

1. User needs to check all the details entered in application by clicking on '+' icon.
2. If user wants to update any data, user can click on "Edit" button.
3. If all data is correct then user needs to click on submit button for application submission.
4. Once application is submitted then it will go to DoI workflow for approval.
5. If any issue is identified by the Department then they can raise query for more clarification.
6. User can track the application status on Dashboard in Progress section.

Approval MTAL Permission Order

Government of Maharashtra
महाराष्ट्र शासन
Directorate of Industries
उद्योग संचालनालय

No. DI/Land/ Jalna/00273/2016/
Date: 04/01/2016

Read :

1. Hyderabad Tenancy and Agricultural Land Act 1950, (Amendment 1994 & 2005) , dated 28/04/1994 & 19/05/2005.
2. Maharashtra Land Revenue Code 1966 (Amendment 1994), dated 26/04/1994.
3. Application dated 04/01/2016 from M/s. Kalika Steel Alloys Pvt. Ltd.,
Opp. Building No. 157, Naikhu Colony, Pant Nagar, Ghatkopar (East), Village - Mumbai ,
Tal - Mumbai, Dist - Mumbai, 400075 .

ORDER

Whereas M/s. Kalika Steel Alloys Pvt. Ltd., Opp. Building No. 157, Naikhu Colony, Pant Nagar, Ghatkopar (East), Village - Mumbai, Tal - Mumbai, Dist - Mumbai, 400075 has submitted an application to the Directorate of Industries for obtaining permission to purchase agricultural land at Village/s- Borkhedi, Tal- Jalna, Dist- Jalna to the extent of 122.00 Hectares (One Two Two Point Zero Zero Hectares) from the agriculturist owners to set up ' Thermal Power Project'.

Whereas, the Applicant has affirmed vide affidavit as attached with application that he is well aware of the provisions of section 63(1)(A) of Hyderabad Tenancy and Agricultural Land Act 1950, (Amendment 1994 & 2005) and section 44A of MLRC 1966, and has affirmed to undertake the responsibility of complying with the requirements of the conditions therein.

Whereas, the Applicant has also affirmed that the land proposed to be purchased will be used strictly for the proposed bonafide industrial activity and as per the land use plan submitted to this office.

Whereas, the Directorate of Industries has not gone in to the aspect to be dealt with by the concerned Departments / Agencies of the State and Central Government, the Applicant shall seek such permissions / clearances before development of the project.

Directorate of Industries, II Floor, New Administrative Building, Opposite Mantralaya, Madam Cama
Road, Mumbai-400032
Tel No: (022) 22023505 Fax No: (022) 22026826
Email: diand@maharashtra.gov.in

Figure 11 MTAL Permission Order (1-7)

Government of Maharashtra
महाराष्ट्र शासन
Directorate of Industries
उद्योग संचालनालय

Whereas, the applicant has submitted supporting information for requirement of land to be purchased, the Directorate of Industries has examined the reasonableness of requirement of land for the proposed bonafide industrial use.


Therefore, I, Dr. Surendrakumar Bagde, Development Commissioner (Industries), Maharashtra State under the powers vested in me by virtue of amendment to Section 63 (1) (A) of Mumbai Tenancy & Agricultural Land Act, 1948, amendment 1994 & 2005 permit M/s. Kalika Steel Alloys Pvt. Ltd. to purchase agricultural land admeasuring 122.00 Hectares (One Two Two Point Zero Zero Hectares) at Village/s - Borkhedi, Tal- Jaha, Dist- Jaha, to establish 'Thermal Power project.' as per details of land shown in the Annexure A & B to this order. This permission is limited only for establishing the ' Thermal Power Project'.

Attention is specifically drawn to the following provisions of the Mumbai Tenancy & Agricultural Land Act 1948, relating to use of land for bonafide industrial purpose and hence, this permission is subject to the following conditions:

1. The Applicant shall purchase the entire land permitted to be purchased under this permission and commence the operation of the ' Thermal Power' on the said land within five years from the date of this permission. Extension to this permission shall be granted on merit in view of the progress in respect of purchase of the land and other effective steps taken to implement the project provided the Applicant files application to this office along with necessary supporting documents for extension of validity of this permission before expiry of validity of this permission.
2. The Directorate of Industries has not gone in to the aspects to be dealt with by the concerned Departments / Agencies of the State and Central government for granting various clearances & permissions to the Project of the Applicant. The Applicant will have to obtain the required clearances for the land pertaining to the green zone, No Development Zone, CRZ, Forest Area, Eco-Sensitive Zone, Environmental Clearance, or in such other zone area, and those clearances required under the Law in force for carrying out the bonafide industrial activity, as the case may be, from the competent authorities of the concerned Departments / Agencies of the State Government and Central Government, including the Competent Authority of the Town

Directorate of Industries, II Floor, New Administrative Building, Opposite Mantralaya, Madam Cama Road, Mumbai-400032
Tel No: (022) 22023505 Fax No: (022) 22026826
Email: diland@maharashtra.gov.in

Figure 12 MTAL Permission Order (2-7)

ERIMS User Manual	
<i>MTAL User Manual</i>	

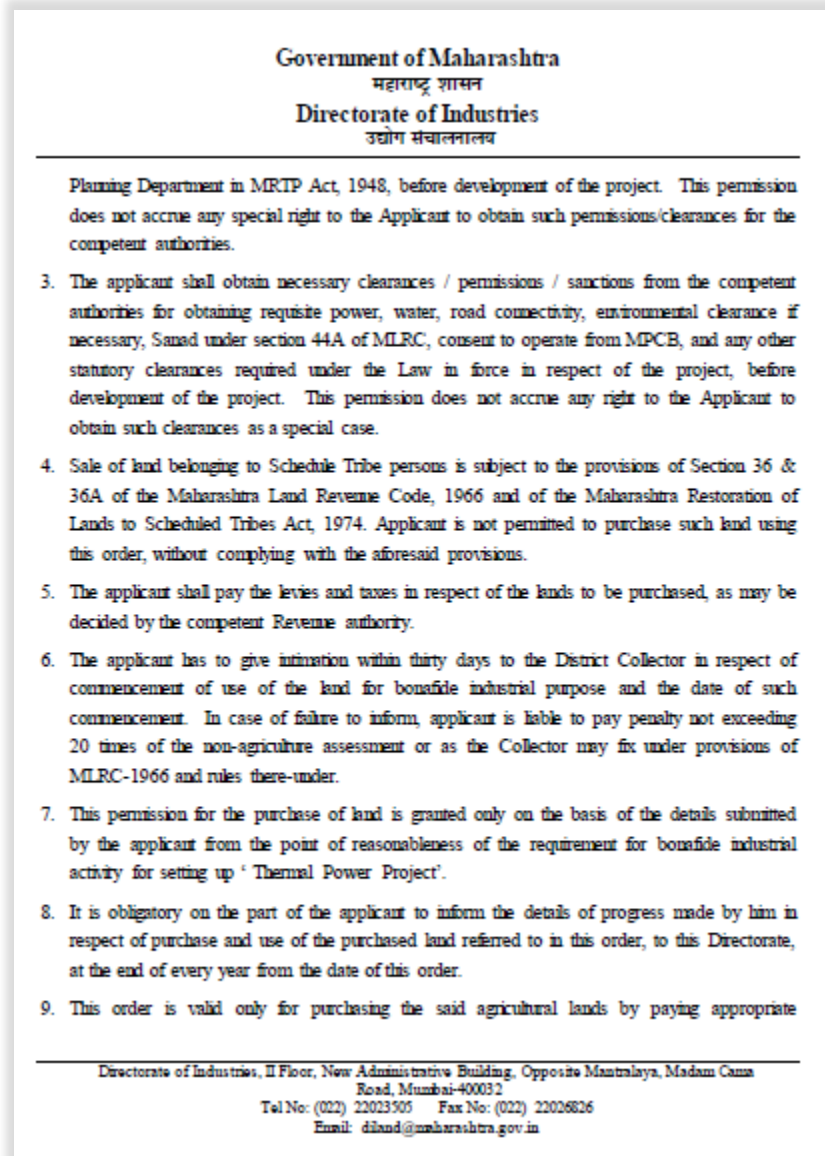



Figure 13 MTAL Permission Order (3-7)

ERIMS User Manual	
<i>MTAL User Manual</i>	

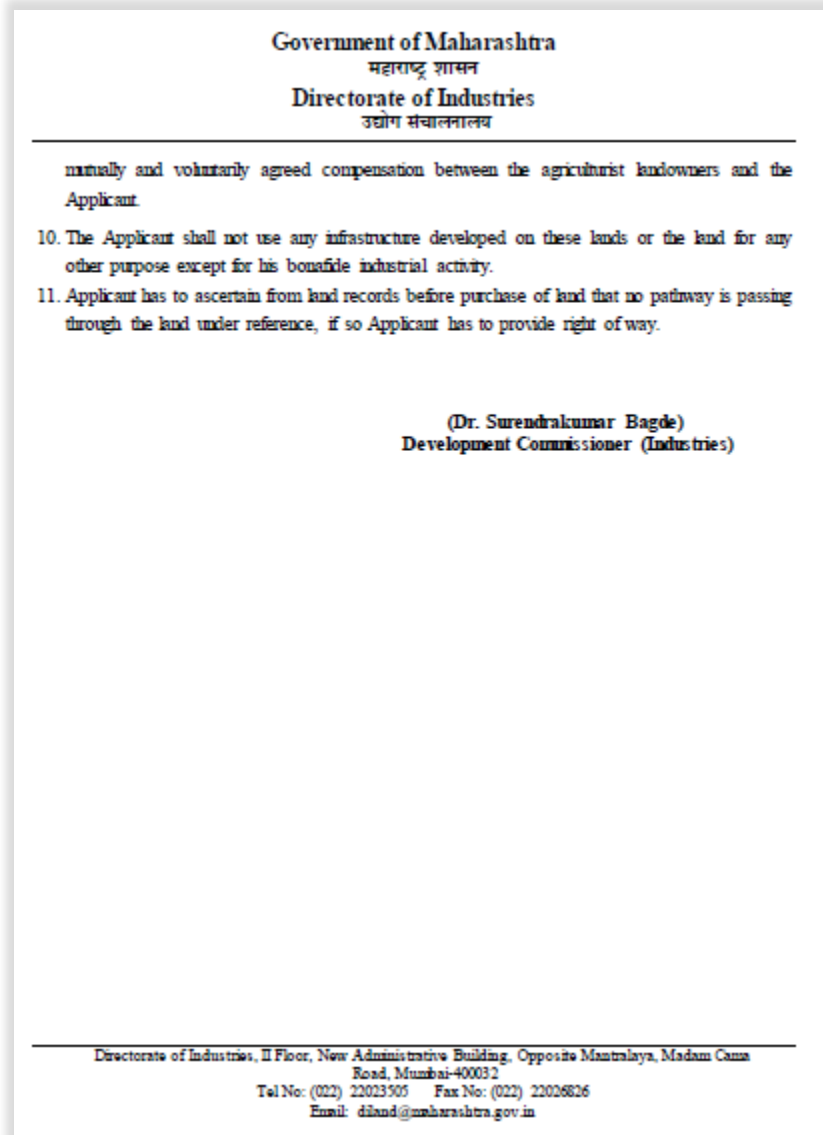


Figure 14 MTAL Permission Order (4-7)

Government of Maharashtra
महाराष्ट्र शासन
Directorate of Industries
उद्योग संचालनालय

To,
M/s. Kalika Steel Alloys Pvt. Ltd.,
Opp. Building No. 157, Naidu Colony, Pant Nagar, Ghatkopar (East), Village - Mumbai ,
Tal - Mumbai ,
Dist - Mumbai, 400075 .

Copy forwarded for information & necessary action:-

1. Principal Secretary (Revenue), Revenue & Forest Department, Mantralaya, Mumbai 400 032.
2. Principal Secretary (Industries), Industries Energy & Labour Department, Mantralaya, Mumbai 400 032.
3. Principal Secretary, Urban Development Department, Mantralaya, Mumbai 32.
4. Principal Secretary (Energy), Industries Energy & Labour Department, Mantralaya, Mumbai 400 032.
5. Principal Secretary (Tourism), Tourism & Cultural Affairs Development, Mantralaya, Mumbai 400 032.
6. Managing Director, Maharashtra Tourism Development Corporation, CDO Hutments, Opp. LIC Building (Yogakshem), Madam Cama Road, Mumbai 20.
7. Divisional Commissioner Aurangabad Division, Aurangabad
8. Metropolitan Commissioner, Mumbai Metropolitan Regional Development Authority (MMRDA), Bandra (East), Mumbai - 400 051.
9. Collector Jaha with request to take note of this Order No. on 7/12 extract after submission evidence for purchase of land by Developer.
10. Joint Director of Industries, Aurangabad Region, Aurangabad.
11. General Manager, District Industries Centre, Jaha.
12. Select File, Directorate of Industries (Land Branch), H.O., Mumbai 400 032.

(M/s. Kalika Steel Alloys Pvt. Ltd.)

(Dr. Surendrakumar Bagde)
Development Commissioner (Industries)

Directorate of Industries, II Floor, New Administrative Building, Opposite Mantralaya, Madam Cama Road, Mumbai-400032
Tel No: (022) 22023505 Fax No: (022) 22026826
Email: diland@maharashtra.gov.in

Figure 15 MTAL Permission Order (5-7)

Government of Maharashtra
महाराष्ट्र शासन
Directorate of Industries
उद्योग संचालनालय

ANNEXURE - 'A'

Accompanied to Order No. DI/Land/ Jalna/00273/2016/
dated 04/01/2016 and should be read with the same.

1.	Name of the purchaser	:	M/s Kabika SteelAlloys Pvt. Ltd, Opp. Building No. 157, Naidu Colony, Pant Nagar, Ghatkopar (East), Village - Mumbai , Tal - Mumbai , Dist - Mumbai, 400075 .
2.	Area of the land (in Ha.)	:	122.00 Hectares (One Two Two Point Zero Zero Hectares)
3.	Details of the Land to be purchased		
	a) Survey No./ Gut No.	:	As per list attached (Annexure-B)
	Village/s	:	Boricheedi,
	Tahsila	:	Jalna
	District	:	Jalna
	b) Area (in Ha.)	:	122.00 Hectares (One Two Two Point Zero Zero Hectares)
4.	Details of land use	:	To establish ' Thermal Power Project'

(Dr. Surendrakumar Bagde)
Development Commissioner (Industries)

Directorate of Industries, II Floor, New Administrative Building, Opposite Mantralaya, Madam Cama
Road, Mumbai-400032
Tel No: (022) 22023505 Fax No: (022) 22026826
Email: diland@maharashtra.gov.in

Figure 16 MTAL Permission Order (6-7)

Government of Maharashtra
महाराष्ट्र शासन
Directorate of Industries
उद्योग संचालनालय

Annexure-B

Accompanied to Order No. DI/Land/ Jalna/00273/2016/
Dated 04/01/2016
M/s. Kalika Steel Alloys Pvt. Ltd. ,
Opp. Building No. 157, Naidu Colony, Pant Nagar, Ghatkopar (East) , Village - Mumbai ,
Tal - Mumbai , Dist - Mumbai , 400075 .

A)Village/s: Borkhedhi,	Taluka: Jalna	District: Jalna
-------------------------	---------------	-----------------

Sr No	Gut/Survey/Hissa No	Land Area(In hectares.)
1	12	122.00

Total Land in Village/s - Borkhedhi, Tal - Jalna, Dist - Jalna	122.00 Hectares
--	-----------------

(Dr. Surendrakumar Bagde)
Development Commissioner (Industries)

Directorate of Industries, II Floor, New Administrative Building, Opposite Mantralaya, Madam Cama Road, Mumbai-400032
Tel No: (022) 22023505 Fax No: (022) 22026826
Email: diland@maharashtra.gov.in

Figure 17 MTAL Permission Order (7-7)